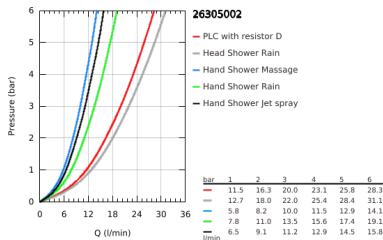
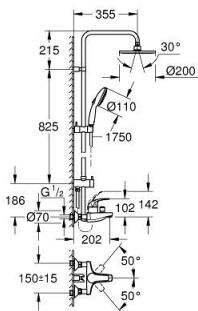


26 305 002 TEMPESTA SYSTEM 200 SHOWER SYSTEM WITH SINGLE LEVER BATH MIXER FOR WALL MOUNTING



PRODUCT DESCRIPTION (1/2)

- Colour: chrome
- with short shower rail for installation in showers
- consisting of:
 - horizontal 355 mm shower arm
 - exposed single-lever shower mixer with diverter
- allows change between:
 - head shower Tempesta Cosmopolitan 200 (27 541)
 - spray pattern: Rain
 - maximum flow rate (at 3 bar): 22 l/min
 - with ball joint, rotation angle $\pm 20^\circ$
 - bath inlet
 - separate diverter for hand shower
 - hand shower Tempesta 110 (28 261)
 - spray patterns: Rain, Jet, Massage
 - maximum flow rate (at 3 bar): 13.5 l/min
 - adjustable in height with gliding element
 - Rotaflex TwistStop shower hose 1750 mm 1/2" x 1/2" (28 410)
 - distance between single-lever mixer and upper bracket: 1011 mm
 - maximum flow rate system (at 3 bar): 22 l/min (without bath inlet)
 - GROHE SilkMove 46 mm ceramic cartridge
 - GROHE SmartSwitch - easily rotate the dial to enjoy your preferred spray option
 - GROHE DreamSpray - perfect spray pattern
 - ShockProof silicone ring prevents damages caused by shower falling
 - GROHE LongLife finish
 - GROHE SpeedClean - effortless limescale removal
 - Inner WaterGuide - inner insulation for surface protection
 - TwistStop - to prevent hose from twisting
 - suitable for instantaneous heaters from 18 kW/h

Pure Freude
an Wasser

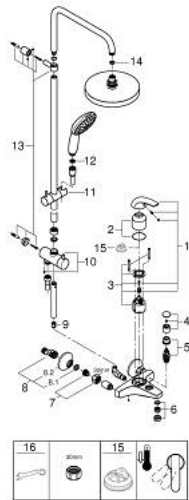


26 305 002 TEMPESTA SYSTEM 200 SHOWER SYSTEM WITH SINGLE LEVER BATH MIXER FOR WALL MOUNTING

PRODUCT DESCRIPTION (2/2)

- minimum flow rate 5 l/min.
- minimum pressure 1.0 bar

26 305 002 TEMPESTA SYSTEM 200 SHOWER SYSTEM WITH SINGLE LEVER BATH MIXER FOR WALL MOUNTING



SPARE PARTS, November 2021 – now

- 1: Lever (Spare part-nr. 46700000)
- 2: Cap (Spare part-nr. 46578000)
- 3: Cartridge (Spare part-nr. 46048000)
- 4: Diverter knob (Spare part-nr. 46571000)
- 5: Diverter (Spare part-nr. 08915000)
- 6: Mousseur (Spare part-nr. 13952000)
- 7: Screw connection 1/2" (Spare part-nr. 45044000)
- 8: S-union (Spare part-nr. 12075000)
- 8.1: Seal (Spare part-nr. 0138600M)
- 8.2: Escutcheon (Spare part-nr. 0221000M)
- 9: Non-return valve (Spare part-nr. 08565000)
- 10: Diverter (Spare part-nr. 46877000)
- 11: Glider (Spare part-nr. 46876000)
- 12: Dirt strainer (Spare part-nr. 0700200M)
- 13: Mounting set (Spare part-nr. 46878000)
- 14: Fibre seal dia. Ø18.5 x Ø12 x 2 (Spare part-nr. 0138900M)
- 15: Temperature limiter (Spare part-nr. 46375000)*
- 16: Special spanner (Spare part-nr. 19377000)*

* Optional accessories