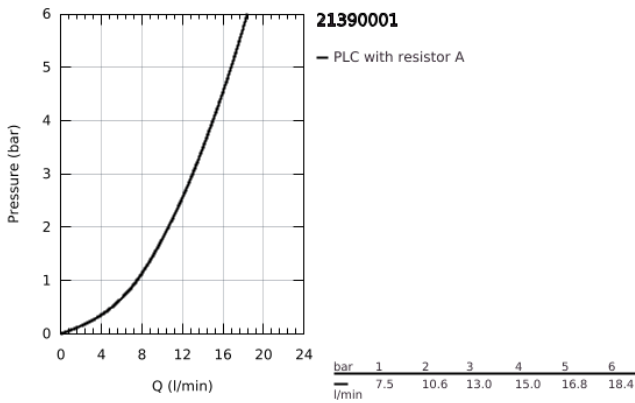
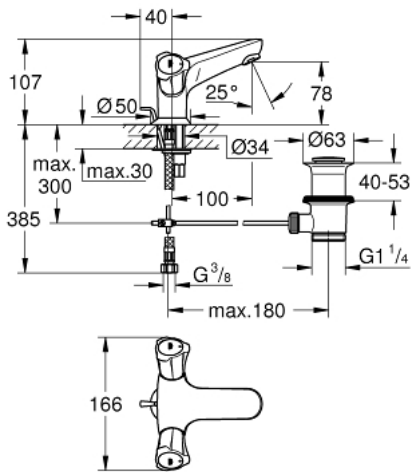


21 390 001 **COSTA L SINGLE-HOLE BASIN MIXER 1/2"**

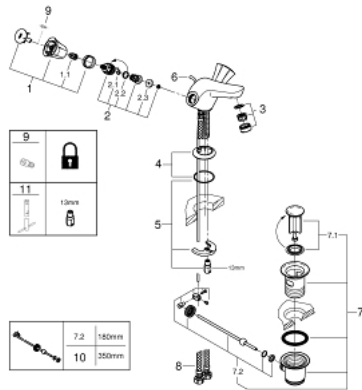


**PRODUCT DESCRIPTION**

- Colour: chrome
- metal handles
- heat insulated
- screwable
- GROHE Long-Life headpart
- cast spout with mousseur
- pop-up waste set 1 1/4"
- flexible connection hoses
- GROHE LongLife finish



## 21 390 001 COSTA L SINGLE-HOLE BASIN MIXER 1/2"



### SPARE PARTS, August 2016 – now

- 1: Handle (Spare part-nr. 45994000)
  - 1.1: Snap insert (Spare part-nr. 0538600M)
  - 2: Headpart 1/2" (Spare part-nr. 07146000)
  - 2.1: Sealing washer  $\varnothing 6 \times \varnothing 2$  (Spare part-nr. 0128300M)
  - 2.2: O-ring  $\varnothing 18,2 \times \varnothing 1,7$  (Spare part-nr. 0392400M)
  - 2.3: Seal (Spare part-nr. 0529100M)
  - 3: Mousseur (Spare part-nr. 13929000)
  - 4: Escutcheon (Spare part-nr. 48004000)
  - 5: Shank mounting kit (Spare part-nr. 46249000)
  - 6: Lift rod (Spare part-nr. 65936PD0)
  - 7: Waste set 1 1/4" (Spare part-nr. 28910000)
  - 7.1: Plug (Spare part-nr. 07182000)
  - 7.2: Eccentric rod (Spare part-nr. 07052000)
  - 8: Connection hose (Spare part-nr. 46255000)
  - 9: Screw for Costa/Avina products (Spare part-nr. 48013000)\*
  - 10: Eccentric rod (Spare part-nr. 07341000)\*
  - 11: Mounting wrench (Spare part-nr. 19017000)\*
- \* Optional accessories