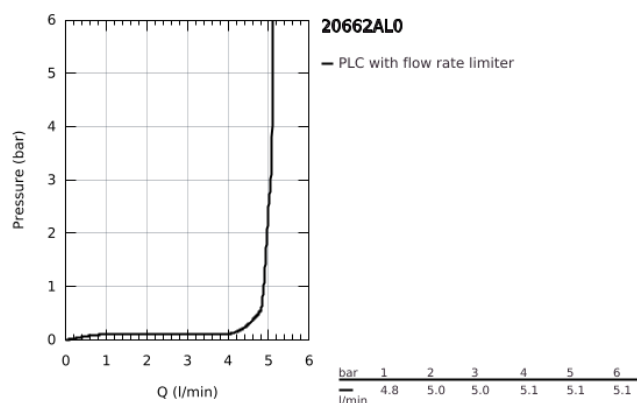
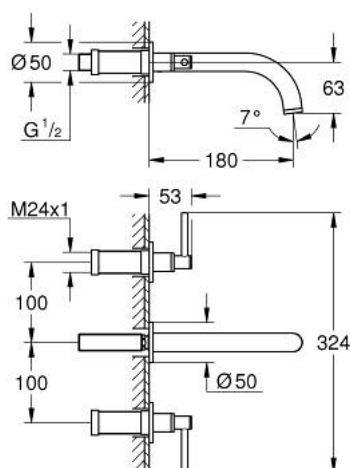


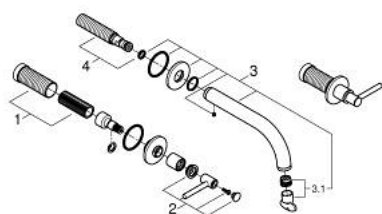
20 662 AL0 ATRIO 3-HOLE BASIN MIXER 1/2" M-SIZE



PRODUCT DESCRIPTION

- Colour: brushed hard graphite
- wall mounted
- final installation for
- 29 025
- headparts 1/2" - 90°
- GROHE Long-Life finish
- GROHE Water Saving - Less water, perfect flow
- maximum flow rate (at 3 bar): 5 l/min
- centre distance 200 mm
- projection 180 mm
- with lever handles
- without roughing-in set 29 025 002 (please order separately)
- Sets of caps with "H" and "C" marking and without marking

20 662 AL0 ATRIO 3-HOLE BASIN MIXER 1/2" M-SIZE



SPARE PARTS, October 2021 – now

- 1: Extension for spindle (Spare part-nr. 45988000)
- 2: Lever handles (Spare part-nr. 14216AL0)
- 3: Outlet (Spare part-nr. 101344AL00)
- 3.1: Flow straightener (Spare part-nr. 48408000)
- 4: Connection Nipple (Spare part-nr. 1013459990)