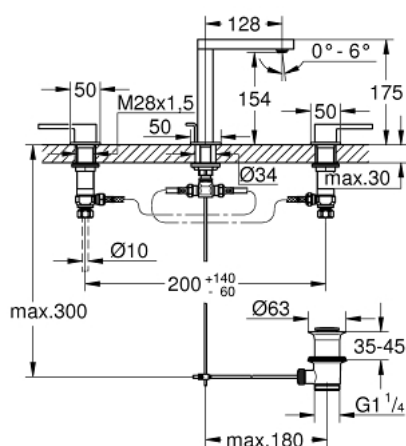
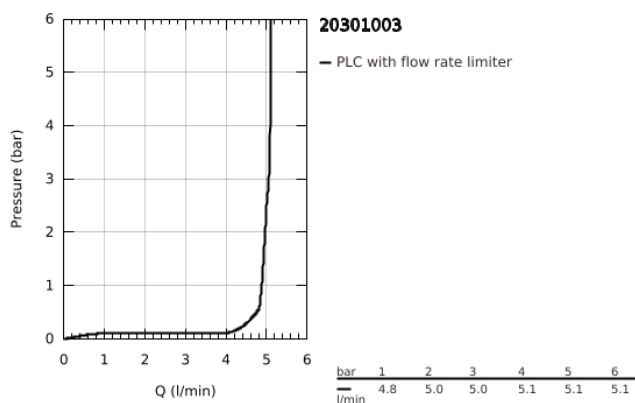


20 301 003 GROHE PLUS 3-HOLE BASIN MIXER 1/2" M-SIZE

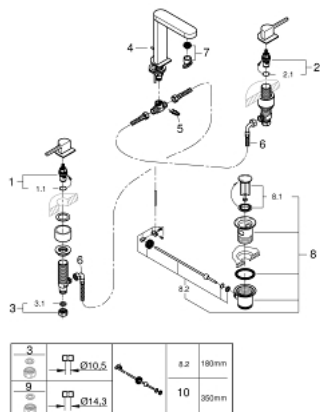


PRODUCT DESCRIPTION

- Colour: chrome
- ceramic headparts 1/2", 90°
- GROHE Long-Life finish
- GROHE Water Saving - Less water, perfect flow
- maximum flow rate (at 3 bar): 5 l/min
- SpeedClean mousseur
- GROHE AquaGuide adjustable mousseur
- rapid installation system
- pop-up waste set 1 1/4"
- GROHE FastFixation installation system
- flexible connection hoses between spout and side valves



20 301 003 GROHE PLUS 3-HOLE BASIN MIXER 1/2" M-SIZE



SPARE PARTS, August 2018 – now

- 1: Ceramic headpart, 1/2" (Spare part-nr. 45882000)
 - 1.1: O-ring Ø18,2 x Ø1,7 (Spare part-nr. 0392400M)
 - 2: Ceramic headpart, 1/2" (Spare part-nr. 45883000)
 - 2.1: O-ring Ø18,2 x Ø1,7 (Spare part-nr. 0392400M)
 - 3: Coupling nut 1/2" (Spare part-nr. 1290100M)
 - 3.1: Fibre seal dia. Ø18.5 x Ø12 x 2 (Spare part-nr. 0138900M)
 - 4: Pop-up rod (Spare part-nr. 65196000)
 - 5: Fixing clamp (Spare part-nr. 6554100M)
 - 6: Flexible connection hose (Spare part-nr. 45704000)
 - 7: Mousseur (Spare part-nr. 48493000)
 - 8: Waste set 1 1/4" (Spare part-nr. 28910000)
 - 8.1: Plug (Spare part-nr. 07182000)
 - 8.2: Eccentric rod (Spare part-nr. 07052000)
 - 9: Coupling nut 1/2" x 14.5 mm (Spare part-nr. 1290200M)*
 - 10: Eccentric rod (Spare part-nr. 07341000)*
- * Optional accessories